



MOUNTAIN HARDSCAPING



Outdoor Porcelain Pavers Vol.23

Table of Contents

Aspen	4-5
Basalto	6-7
Bluestone	8-9
Chamonix	10-11
Earth	12-13
Icon Travertine	14-15
Lecave	16-17
Lounge	18-19
Luminere	20-21
Millenium	22-23
Opal	24-25
Strond	26-27
Dado	28
Engadina	29
Geode	30
Glam	31
Multistone	32
Rocks	33
Stone Mountain	34
Sovereign	35
Stone	36
Travstone	37
Cobblestone	38-39
Chateaux	40-41
Verve	42-43
Monteverde	44-45
Moody Wood	46-47
Artwood/Time	48-49
Texwood	50-51
Trail 18	52-53
Landmark	54-55
Arte	56
Gent	57
Axis	58
Landstone	59
Brickup Veneer	60-61
Installation Options	62-63



Earth Provence Grey



Rocks Cloud



Trail 18 Quargri

Important Disclaimer:

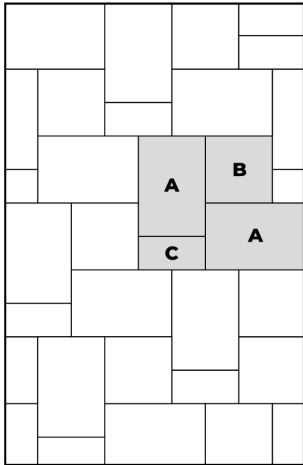
2 Sizes listed in this catalog are nominal. Online / Catalog printed colors does not always present product color precisely. Final orders shall be placed from current samples received from Mountain Hardscaping or an Authorized Dealer.



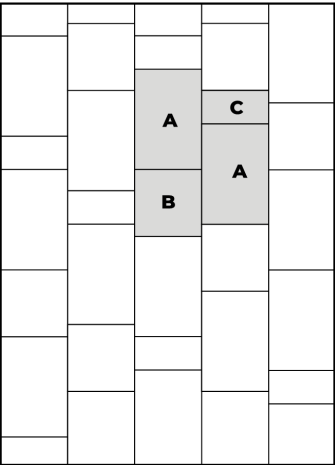
Aspen



Pattern A:



Pattern B:



A: 24"x36" 66.67% **B:** 24"x24" 22.22% **C:** 12"x24" 11.11%

Important Disclaimer: Sizes listed in this catalog are nominal. Online / Catalog printed colors does not always present product color precisely. Final orders shall be placed from current samples received from Mountain Hardscaping or an Authorized Dealer.

4 Aspen Collection

Aspen



Basalt



Oxide



Rock Grey



Basalt - "L" Coping



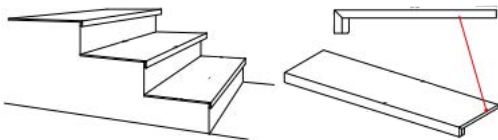
Sand Moon

Not Available in 24"x36"



Snow

Not Available in 24"x24", 24"x48" & 40"x40"



"L" Coping Available in 6' lengths for Basalt, Oxide, Rock Grey, and Snow

"L" Coping Available in 4' length for Sand Moon

$\frac{3}{4}$ " Thickness	Multi-Size Pallet 12"x24", 24"x24", & 24"x36"	24"x24" ($23\frac{5}{8}$ " x $23\frac{5}{8}$ ")	24"x36" ($23\frac{5}{8}$ " x $35\frac{7}{16}$ ")	24"x48" ($23\frac{5}{8}$ " x $47\frac{1}{4}$ ")	24"x71" ($23\frac{5}{8}$ " x $70\frac{7}{8}$ ")	40"x40" ($39\frac{3}{8}$ " x $39\frac{3}{8}$ ")
Sqft per pallet	244	248	279	248	255.75	226.04
Pieces per box	-	2	1	1	1	1
Pieces per pallet	-	64	48	32	22	21
Boxes per pallet	-	32	48	32	22	21
Weight per pallet	2213 lbs	2270.76	2464	2222	2259.74	2004
Weight per sqft	9.07	9.15	8.83	8.96	8.84	8.87

Recommended Joint Size: $\frac{3}{16}$ "

Basalto



Important Disclaimer: Sizes listed in this catalog are nominal. Online / Catalog printed colors does not always present product color precisely. Final orders shall be placed from current samples received from Mountain Hardscaping or an Authorized Dealer.

6 Basalto Collection

Basalto



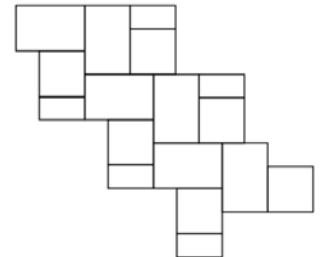
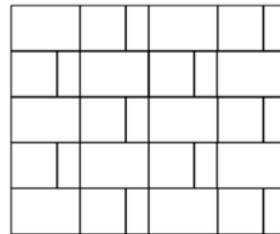
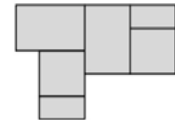
Beige



Gray



Pattern Options:



A:

12"x12" - 12 pieces
12"x24" - 36 pieces
24"x24" - 30 pieces

B:

12"x12" - 12 pieces
12"x24" - 36 pieces
24"x24" - 30 pieces

$\frac{3}{4}$ " Thickness	Multi-Size 12"x12", 12"x24", & 24"x24"
Sqft per pallet	194
Pieces per box	-
Pieces per pallet	-
Boxes per pallet	-
Weight per pallet	2213 lbs
Weight per sqft	11.47

Recommended Joint Size: 3/16"

Bluestone



Important Disclaimer: Sizes listed in this catalog are nominal. Online / Catalog printed colors does not always present product color precisely. Final orders shall be placed from current samples received from Mountain Hardscaping or an Authorized Dealer.

8 Bluestone Collection

Bluestone



Full Color Cleft




True Blue Thermal

$\frac{3}{4}$ " Thickness	12" x 12" (11 $\frac{3}{4}$ " x 11 $\frac{3}{4}$ ")	12" x 24" (11 $\frac{3}{4}$ " x 23 $\frac{1}{2}$ ")	24" x 24" (23 $\frac{1}{2}$ " x 23 $\frac{1}{2}$ ")	12" x 48" (11 $\frac{3}{4}$ " x 47 $\frac{1}{8}$ ")	24" x 48" (23 $\frac{1}{2}$ " x 47 $\frac{1}{8}$ ")
Sqft per box	4.85	7.75	7.75	15.5	15.5
Sqft per pallet	218.25	310	279	248	248
Pieces per box	5	4	2	4	2
Pieces per pallet	225	160	72	64	32
Boxes per pallet	45	40	36	16	16
Weight per pallet	1910	2673	2421	2256	2182
Weight per sqft	8.53	8.53	8.53	8.53	8.53

Recommended Joint Size: 3/16"

Chamonix



Important Disclaimer: Sizes listed in this catalog are nominal. Online / Catalog printed colors does not always present product color precisely. Final orders shall be placed from current samples received from Mountain Hardscaping or an Authorized Dealer.

10 Chamonix Collection

Chamonix



Beige



Grey



Dark Gray



Dark Gray



White

3/4" Thickness	24" x 24"
Sqft per pallet	256
Pieces per box	2
Pieces per pallet	64
Boxes per pallet	32
Weight per pallet	2277.30
Weight per sqft	8.90

Recommended Joint Size: 3/16"

Earth



Important Disclaimer: Sizes listed in this catalog are nominal. Online / Catalog printed colors does not always present product color precisely. Final orders shall be placed from current samples received from Mountain Hardscaping or an Authorized Dealer.

Earth



Citron Stone



Fossil Stone



Provence
Cream



Provence Gray



Provence Light
Gray

$\frac{3}{4}$ " Thickness	24" x 40"
Sqft per pallet	320
Pieces per box	1
Pieces per pallet	48
Boxes per pallet	48
Weight per pallet	3040
Weight per sqft	9.5

Recommended Joint Size: 3/16"

Icon Travertine



Important Disclaimer: Sizes listed in this catalog are nominal. Online / Catalog printed colors does not always present product color precisely. Final orders shall be placed from current samples received from Mountain Hardscaping or an Authorized Dealer.

14 Icon Travertine Collection

Icon Travertine



Avorio



Pearl



River



Silver



Cappuccino



Cream



Shell



Walnut

$\frac{3}{4}$ " Thickness	12" x 12" (11 $\frac{3}{4}$ " x 11 $\frac{3}{4}$ ")	12" x 24" (11 $\frac{3}{4}$ " x 23 $\frac{1}{2}$ ")	24" x 24" (23 $\frac{1}{2}$ " x 23 $\frac{1}{2}$ ")	24" x 48" (23 $\frac{1}{2}$ " x 47 $\frac{1}{8}$ ")
Sqft per pallet	218.25	310	279	248
Pieces per box	5	4	2	2
Pieces per pallet	225	160	72	32
Boxes per pallet	45	40	36	16
Weight per pallet	1910	2673	2421	2182
Weight per sqft	8.53	8.53	8.53	8.53

Recommended Joint Size: $\frac{3}{16}$ "

Lecave



Barge



Bruno 16"x48" | Barge & Granite 8"x8"

Important Disclaimer: Sizes listed in this catalog are nominal. Online / Catalog printed colors does not always present product color precisely. Final orders shall be placed from current samples received from Mountain Hardscaping or an Authorized Dealer.

16 Lecave Collection



Barge



Bruno



Granite



Multicolor



Grigio

Not Available in 8" x 8"



Multicolor

Not Available in 8" x 8"

$\frac{3}{4}$ " Thickness	16" x 48"	8" x 8"
Sqft per pallet	256	336
Pieces per box	1	13
Pieces per pallet	48	780
Boxes per pallet	48	60
Weight per pallet	2432	3192
Weight per sqft	9.5	9.5

Recommended Joint Size: 3/16"

Lounge



Important Disclaimer: Sizes listed in this catalog are nominal. Online / Catalog printed colors does not always present product color precisely. Final orders shall be placed from current samples received from Mountain Hardscaping or an Authorized Dealer.

18 Lounge Collection

Lounge



Earth

Not Available in 24"x36", 40"x40"



Pearl

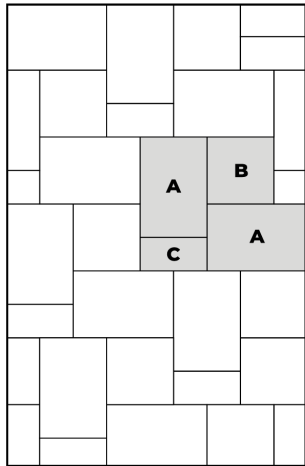


Shadow



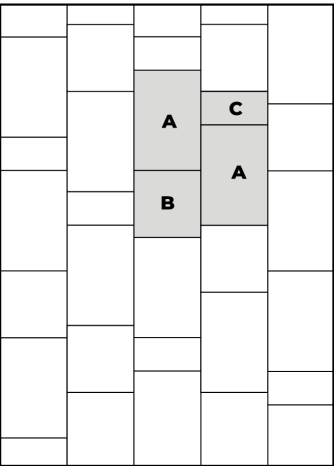
Steel

Pattern A:



A: 24"x36" 66.67% B: 24"x24" 22.22% C: 12"x24" 11.11%

Pattern B:



³ / ₄ " Thickness	Multi-Size 12"x24", 24"x24", & 24"x36"	24"x36" (23 ⁵ / ₈ " x 35 ⁷ / ₁₆ ")	40"x40" (39 ³ / ₈ " x 39 ³ / ₈ ")
Sqft per pallet	244	279	226.04
Pieces per box	-	1	1
Pieces per pallet	-	48	21
Boxes per pallet	-	48	21
Weight per pallet	2213 lbs	2464	2004
Weight per sqft	9.07	8.83	8.87

Recommended Joint Size: ³/₁₆"

Luminere



Important Disclaimer: Sizes listed in this catalog are nominal. Online / Catalog printed colors does not always present product color precisely. Final orders shall be placed from current samples received from Mountain Hardscaping or an Authorized Dealer.

20 Luminere Collection


Luminere



Ambra



Cenere

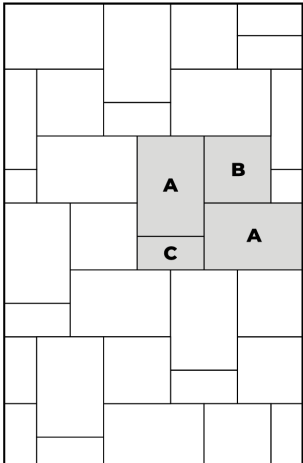


Sabbia

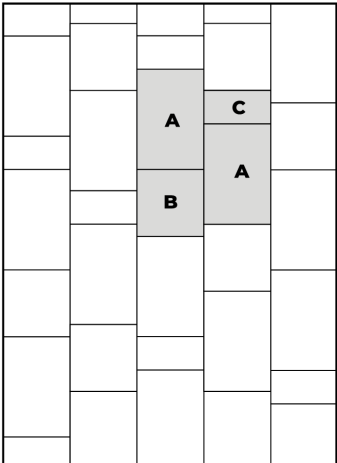


Ambra

Pattern A:



Pattern B:



A: 24"x36" 66.67% B: 24"x24" 22.22% C: 12"x24" 11.11%

$\frac{3}{4}$ " Thickness	Multi-Size Pallet 12"x24", 24"x24", & 24"x36"
Sqft per pallet	244
Weight per pallet	2213 lbs
Weight per sqft	9.07

Recommended Joint Size: 3/16"

Millenium



Greystone



Ancient

Important Disclaimer: Sizes listed in this catalog are nominal. Online / Catalog printed colors does not always present product color precisely. Final orders shall be placed from current samples received from Mountain Hardscaping or an Authorized Dealer.

22 Millenium Collection

Millenium



Ancient



Greystone



Bliss



Cave



Ashstone



Hamilton



Hudson



Limestone



Malabar



Morningside



Cave



Ashstone

$\frac{3}{4}$ " Thickness	20" x 40"
Sqft per pallet	226
Pieces per box	1
Pieces per pallet	42
Boxes per pallet	42
Weight per pallet	2083.37
Weight per sqft	9.22

Recommended Joint Size: $\frac{3}{16}$ "

Opal Collection



Important Disclaimer: Sizes listed in this catalog are nominal. Online / Catalog printed colors does not always present product color precisely. Final orders shall be placed from current samples received from Mountain Hardscaping or an Authorized Dealer.



Quartz Bright White
24" x 24"



Quartz Gray
24" x 24"



Quartz White
24" x 24"



Quartz Bright White
12" x 48"



Quartz Gray
12" x 48"



Quartz White
12" x 48"



Quartz Bright White
24" x 48"



Quartz Gray
24" x 48"



Quartz White
24" x 48"

$\frac{3}{4}$ " Thickness	24" x 24" (23 $\frac{1}{2}$ " x 23 $\frac{1}{2}$ ")	12" x 48" (11 $\frac{3}{4}$ " x 47 $\frac{1}{8}$ ")	24" x 48" (23 $\frac{1}{2}$ " x 47 $\frac{1}{8}$ ")
Sqft per pallet	279	248	248
Pieces per box	2	4	2
Pieces per pallet	72	64	32
Boxes per pallet	36	16	16
Weight per pallet	2421	2256	2182
Weight per sqft	8.53	8.53	8.53

Recommended Joint Size: 3/16"

Strond



Important Disclaimer: Sizes listed in this catalog are nominal. Online / Catalog printed colors does not always present product color precisely. Final orders shall be placed from current samples received from Mountain Hardscaping or an Authorized Dealer.

26 Strond Collection

Strond



Cloud



Dolphin





Oat



$\frac{3}{4}$ " Thickness	40"x40" (39 $\frac{3}{8}$ " x 39 $\frac{3}{8}$ ")
Sqft per pallet	266
Pieces per box	1
Pieces per pallet	24
Boxes per pallet	24
Weight per pallet	2533
Weight per sqft	9.5

Recommended Joint Size: 3/16"

Dado - 3CM



Antracite



Grigio

3CM Thickness	18" x 36" x 3cm
Sqft per pallet	144
Pieces per box	1
Boxes per pallet	32
Weight per pallet	1972.8
Weight per sqft	13.7

Recommended Joint Size: 3/16"

Important Disclaimer: Sizes listed in this catalog are nominal. Online / Catalog printed colors does not always present product color precisely. Final orders shall be placed from current samples received from Mountain Hardscaping or an Authorized Dealer.

Engadina



Grey

$\frac{3}{4}$ " Thickness	16"x32"	Multi-Size Pallet 12"x12", 12"x24", 24"x24", 24"x36"
Sqft per pallet	165	180
Pieces per box	1	-
Pieces per pallet	48	-
Boxes per pallet	48	-
Weight per pallet	1567.5	1710
Weight per sqft	9.5	9.5

Recommended Joint Size: 1/8"

Geode



Sandy Island



Crystal White



Sandy Island

³ / ₄ " Thickness	12" x 12" (11 ³ / ₄ " x 11 ³ / ₄ ")	12" x 24" (11 ³ / ₄ " x 23 ¹ / ₂ ")	24" x 24" (23 ¹ / ₂ " x 23 ¹ / ₂ ")
Sqft per pallet	218.25	310	279
Pieces per box	5	4	2
Pieces per pallet	225	160	72
Boxes per pallet	45	40	36
Weight per pallet	1910	2673	2421
Weight per sqft	8.53	8.53	8.53

Recommended Joint Size: 3/16"

Important Disclaimer: Sizes listed in this catalog are nominal. Online / Catalog printed colors does not always present product color precisely. Final orders shall be placed from current samples received from Mountain Hardscaping or an Authorized Dealer.



Tortora



Beige



Grigio



Tortora

$\frac{3}{4}$ " Thickness	32" x 32" (31 $\frac{1}{2}$ " x 31 $\frac{1}{2}$ ")
Sqft per pallet	275.75
Pieces per box	1
Pieces per pallet	40
Boxes per pallet	40
Weight per pallet	2557.36
Weight per sqft	9.28

Recommended Joint Size: 3/16"

Multistone



Desert



Hudson

³ / ₄ " Thickness	16" x 32" (16" x 31 1/2")	24" x 24"	32" x 32" (31 1/2" x 31 1/2")
Sqft per pallet	280	232.50	275.75
Pieces per box	2	2	1
Pieces per pallet	80	60	40
Boxes per pallet	40	30	40
Weight per pallet	2598.4	2160.53	2557.36
Weight per sqft	9.28	9.29	9.28

Recommended Joint Size: 3/16"

Important Disclaimer: Sizes listed in this catalog are nominal. Online / Catalog printed colors does not always present product color precisely. Final orders shall be placed from current samples received from Mountain Hardscaping or an Authorized Dealer.

Rocks



Laguna



Cloud



Laguna

$\frac{3}{4}$ " Thickness	24" x 24" (23 $\frac{1}{2}$ " x 23 $\frac{1}{2}$ ")
Sqft per pallet	279
Pieces per box	2
Pieces per pallet	72
Boxes per pallet	36
Weight per pallet	2421
Weight per sqft	8.53

Recommended Joint Size: 3/16"

Stone Mountain



Ardesia



Borgogna



Porfido



Quartzite


$\frac{3}{4}$ " Thickness	16" x 32"
Sqft per pallet	170.88
Pieces per box	1
Pieces per pallet	48
Boxes per pallet	48
Weight per pallet	1623.36
Weight per sqft	9.5

Recommended Joint Size: 1/8"

34 Stone Mountain Collection

Important Disclaimer: Sizes listed in this catalog are nominal. Online / Catalog printed colors does not always present product color precisely. Final orders shall be placed from current samples received from Mountain Hardscaping or an Authorized Dealer.

Sovereign

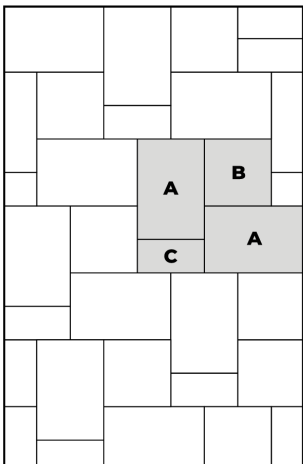


Antracite

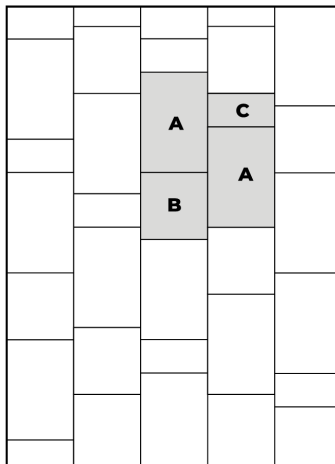


Beige

Pattern A:



Pattern B:



A: 24"x36" 66.67% **B:** 24"x24" 22.22% **C:** 12"x24" 11.11%

$\frac{3}{4}$ " Thickness	Multi-Size 12"x24", 24"x24", & 24"x36"	24"x71" (23 $\frac{5}{8}$ " x 70 $\frac{7}{8}$ ")
Sqft per pallet	244	255.75
Pieces per box	-	1
Pieces per pallet	-	22
Boxes per pallet	-	22
Weight per pallet	2213 lbs	2259.74
Weight per sqft	9.07	8.84

Recommended Joint Size: 3/16"

Sovereign Collection 35

Stone




Manhattan Grey



Miami White




Moon White



Dark Grey

$\frac{3}{4}$ " Thickness	24" x 24"
Sqft per pallet	288
Pieces per box	2
Pieces per pallet	72
Boxes per pallet	36
Weight per pallet	2736
Weight per sqft	9.5

Recommended Joint Size: 3/16"



Light Grey

36 Stone Collection

Important Disclaimer: Sizes listed in this catalog are nominal. Online / Catalog printed colors does not always present product color precisely. Final orders shall be placed from current samples received from Mountain Hardscaping or an Authorized Dealer.

Travstone



Beige



Silver

$\frac{3}{4}$ " Thickness	24" x 24"	12" x 24" Available Only in Beige
Sqft per pallet	192	256
Pieces per box	2	4
Pieces per pallet	48	128
Boxes per pallet	24	32
Weight per pallet	1824	2432
Weight per sqft	9.5	9.5

Recommended Joint Size: 3/16"

Cobblestone



Important Disclaimer: Sizes listed in this catalog are nominal. Online / Catalog printed colors does not always present product color precisely. Final orders shall be placed from current samples received from Mountain Hardscaping or an Authorized Dealer.

38 Cobblestone Collection

Cobblestone



Bruges



Bruges



Gent



Namur

$\frac{3}{4}$ " Thickness	8" x 8"	8" x 12"
Sqft per pallet	285	272
Pieces per box	12	7
Pieces per pallet	648	420
Boxes per pallet	54	60
Weight per pallet	2707.5	2584
Weight per sqft	9.5	9.5

Recommended Joint Size: $\frac{3}{16}$ "

Chateaux



Important Disclaimer: Sizes listed in this catalog are nominal. Online / Catalog printed colors does not always present product color precisely. Final orders shall be placed from current samples received from Mountain Hardscaping or an Authorized Dealer.

40 Chateaux Collection

Chateaux



Taupe



Taupe



Antracite



Antracite

$\frac{3}{4}$ " Thickness	24" x 36"
Sqft per pallet	270
Pieces per box	1
Pieces per pallet	45
Boxes per pallet	45
Weight per pallet	2565
Weight per sqft	9.5

Recommended Joint Size: $\frac{3}{16}$ "

Verve



Important Disclaimer: Sizes listed in this catalog are nominal. Online / Catalog printed colors does not always present product color precisely. Final orders shall be placed from current samples received from Mountain Hardscaping or an Authorized Dealer.

42 Verve Collection

Verve



Earth



Multicolor



Sand





White



$\frac{3}{4}$ " Thickness	24" x 24"
Sqft per pallet	288
Pieces per box	2
Pieces per pallet	72
Boxes per pallet	36
Weight per pallet	2736
Weight per sqft	9.5

Recommended Joint Size: $\frac{3}{16}$ "

Monteverde



Important Disclaimer: Sizes listed in this catalog are nominal. Online / Catalog printed colors does not always present product color precisely. Final orders shall be placed from current samples received from Mountain Hardscaping or an Authorized Dealer.

44 Monteverde Collection

Monteverde



Beige



Grey



Brown

$\frac{3}{4}$ " Thickness	16" x 48"
Sqft per pallet	288
Pieces per box	1
Pieces per pallet	54
Boxes per pallet	54
Weight per pallet	2736
Weight per sqft	9.5

Recommended Joint Size: 1/8"

Moody Wood



Important Disclaimer: Sizes listed in this catalog are nominal. Online / Catalog printed colors does not always present product color precisely. Final orders shall be placed from current samples received from Mountain Hardscaping or an Authorized Dealer.

46 Moody Wood Collection

Moody Wood



Grey



Honey



White

$\frac{3}{4}$ " Thickness	12" x 48"
Sqft per pallet	256
Pieces per box	4
Pieces per pallet	64
Boxes per pallet	16
Weight per pallet	2432
Weight per sqft	9.5

Recommended Joint Size: 3/16"

Artwood/Time



Important Disclaimer: Sizes listed in this catalog are nominal. Online / Catalog printed colors does not always present product color precisely. Final orders shall be placed from current samples received from Mountain Hardscaping or an Authorized Dealer.

48 Artwood/Time Collection

Artwood/Time



Artwood Wenge



Time Grey



Artwood Wenge



Time Silver



Time Stonewash

$\frac{3}{4}$ " Thickness	16" x 48" (15 $\frac{3}{4}$ " x 47 $\frac{1}{4}$ ")
Sqft per pallet	248
Pieces per box	1
Pieces per pallet	48
Boxes per pallet	48
Weight per pallet	2253.12
Weight per sqft	9.04

Recommended Joint Size: 3/16"

Texwood



Important Disclaimer: Sizes listed in this catalog are nominal. Online / Catalog printed colors does not always present product color precisely. Final orders shall be placed from current samples received from Mountain Hardscaping or an Authorized Dealer.

50 Texwood Collection

Texwood



Brown



Grey



Ivory



Timberwood Ipe



Timberwood Ipe

$\frac{3}{4}$ " Thickness	24" x 24" (23 $\frac{1}{2}$ " x 23 $\frac{1}{2}$ ")
Sqft per pallet	279
Pieces per box	2
Pieces per pallet	72
Boxes per pallet	36
Weight per pallet	2421
Weight per sqft	8.53

Recommended Joint Size: 3/16"

Trail 18



Important Disclaimer: Sizes listed in this catalog are nominal. Online / Catalog printed colors does not always present product color precisely. Final orders shall be placed from current samples received from Mountain Hardscaping or an Authorized Dealer.

52 Trail 18 Collection

Trail 18



Quarbia



Porfmix



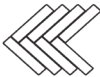
Piasgre



Quargri



Porfmix



³ / ₄ " Thickness	8" x 8"	8" x 12"	14" x 16.5"	11.6" x 14.8"
Sqft per pallet	320	320	89.83	200
Pieces per box	20	10	4	4
Pieces per pallet	720	480	56	168
Boxes per pallet	36	48	14	42
Weight per pallet	3040	3040	848.64	1902.7
Weight per sqft	9.5	9.5	9.5	9.5

Recommended Joint Size: 3/16"

Landmark



Important Disclaimer: Sizes listed in this catalog are nominal. Online / Catalog printed colors does not always present product color precisely. Final orders shall be placed from current samples received from Mountain Hardscaping or an Authorized Dealer.

54 Landmark Collection

Landmark



Absolute




Blue Select



Bluestone Full Color



Cosmos



Freedom White



Limestone



Star Gray




Michaelangelo



Modern Gray



Natural Ivory



Simply Grey



Source Beige




Thermal Blue Select



Silver Travertine CC



Wood Walnut



Vintage

$\frac{3}{4}$ " Thickness	Multi-Size 12"x24", 24"x24", & 24"x36"	12" x 24"	24" x 24"	24" x 36"	24" x 48"	18" x 36"
Sqft per pallet	244	256	240	216	256	243
Pieces per box	-	4	2	2	1	2
Pieces per pallet	-	128	60	36	32	54
Boxes per pallet	-	32	30	18	32	27
Weight per pallet		2432	2280	2052	2432	2308.5
Weight per sqft	9.5	9.5	9.5	9.5	9.5	9.5

Recommended Joint Size: 3/16"

Arte



Cloud



Desert

$\frac{3}{4}$ " Thickness	40"x40" (39 $\frac{3}{8}$ " x 39 $\frac{3}{8}$ ")
Sqft per pallet	266
Pieces per box	1
Pieces per pallet	24
Boxes per pallet	24
Weight per pallet	2533
Weight per sqft	9.5

Recommended Joint Size: 3/16"

56 Arte Collection



Mocha


Important Disclaimer: Sizes listed in this catalog are nominal. Online / Catalog printed colors does not always present product color precisely. Final orders shall be placed from current samples received from Mountain Hardscaping or an Authorized Dealer.



White



Silver



White

$\frac{3}{4}$ " Thickness	40"x40" (39 $\frac{3}{8}$ " x 39 $\frac{3}{8}$ ")
Sqft per pallet	266
Pieces per box	1
Pieces per pallet	24
Boxes per pallet	24
Weight per pallet	2533
Weight per sqft	9.5

Recommended Joint Size: 3/16"

Axis



Grey



White

$\frac{3}{4}$ " Thickness	40"x40" (39 $\frac{3}{8}$ " x 39 $\frac{3}{8}$ ")
Sqft per pallet	266
Pieces per box	1
Pieces per pallet	24
Boxes per pallet	24
Weight per pallet	2533
Weight per sqft	9.5

Recommended Joint Size: 3/16"

58 Axis Collection

Important Disclaimer: Sizes listed in this catalog are nominal. Online / Catalog printed colors does not always present product color precisely. Final orders shall be placed from current samples received from Mountain Hardscaping or an Authorized Dealer.

Landstone



Taupe

Not Available in 24"x48"



Gravel

Not Available in 24"x48"



Raw White

Not Available in 40"x40"

$\frac{3}{4}$ " Thickness	24"x48" ($23\frac{5}{8}$ " x $47\frac{1}{4}$ ")	40"x40" ($39\frac{3}{8}$ " x $39\frac{3}{8}$ ")
Sqft per pallet	248	226.04
Pieces per box	1	1
Pieces per pallet	32	21
Boxes per pallet	32	21
Weight per pallet	2222	2004
Weight per sqft	8.96	8.87

Recommended Joint Size: 3/16"

BrickUp Veneer



Breccia Rock Mix



Ocean Beige

Important Disclaimer: Sizes listed in this catalog are nominal. Online / Catalog printed colors does not always present product color precisely. Final orders shall be placed from current samples received from Mountain Hardscaping or an Authorized Dealer.

60 BrickUp Collection

BrickUp Veneer



Breccia Grigio



Breccia Rock Mix



Ocean Beige




Ocean Mix Quartzite



Ocean Grey



Ocean Ardesia



Ocean Ardesia




Ocean Travertino Mix

	7" x 16" 6 ⁵ / ₁₆ " x 15 ³ / ₄ "
Sqft per box	10.33
Sqft per pallet	620
Pieces per box	15
Boxes per pallet	60
Weight per pallet	3840
Weight per sqft	6.20

Installation Options

INSTALLATION OVER A CONCRETE SLAB



Preparation: Prepare a compact layer of gravel and hard core at least 4 inches deep (loose stone foundation) and cast a layer of concrete with a suitable thickness (usually about 6-8 inches) on top. If water proofing is required, a layer of bitumen membrane can be added, with a polyethylene separator sheathing on top.

Substrate: Create a substrate of 2-4 inches with a rebar mesh about halfway through its depth. Ensure a suitable pitch (about 2%). Comply strictly with curing and stabilisation times.

Installation: Glue the slabs in place, coating both the back of the slab and the substrate. Use a highperformance outdoor adhesive specifically for porcelain stoneware and follow the producer's instructions. Provide expansion joints as required by the specific context.

Joints: Create joints of at least 1/4 inch with the aid of suitable spacers. The joint filler must be a specific product for outdoor use, applied in accordance with the producer's instructions. Clean after installation with a specific cleaner to remove all traces of adhesive and grout.

INSTALLATION ON GRASS AREAS



Preparation: Try out the arrangement of the slabs on the grass to find the best layout. Cut the ground around the edge of each slab with the aid of a spade. Remove the slabs and dig out soil to a depth of about 2.5 inches in the installation position of each one.

Substrate: Add a layer of fine gravel in the hole made for each slab to provide a level, firm substrate. Ensure a suitable pitch (about 2%)

Installation: Put the slabs in place, making sure that the top face is level with or slightly below the surface of the ground.

Joints: If necessary, compact the ground around the edges of the slabs with a rubber hammer.

INSTALLATION ON GRAVEL



Preparation: If laying on soil, dig out to a depth of 4-8 inches; if the paving adjoins grass or any other uncompacted surface, a visible or concealed containing kerb (in stone, metal or PVC) should be used. Level and compact the surface with sand or soil. A geotextile layer will separate the substrate from the soil and prevent the growth of weeds.

Substrate: Lay a level of fine gravel (particle size 12-16 inches) about 4 inches deep (a deeper layer means better drainage). Level with a straightedge and compact thoroughly, with a mechanical compactor if necessary. When installing on gravel over a waterproofed screed, a thinner layer of gravel is sufficient. Ensure a suitable pitch (about 2%)

Installation: Arrange the slabs in accordance with the chosen layout; if they are installed close together the specific spacers can be used, always leaving a joint of at least 1/4 inch. A white rubber hammer can be used for any adjustments.

Joints: Joints of should be filled with a polymer sand filler, specifically for installations of this kind, which is compact but still allows drainage. Otherwise, leave the gaps empty or fill them with washed sand. When slabs are installed with very large gaps, these should be filled with gravel of suitable particle size.

Important Disclaimer: Sizes listed in this catalog are nominal. Online / Catalog printed colors does not always present product color precisely. Final orders shall be placed from current samples received from Mountain Hardscaping or an Authorized Dealer.

Installation Options

INSTALLATION ON SAND



Preparation: Level the zone for paving with the aid of a straightedge.

Substrate: A layer of sand at least 2-4 inches deep is recommended. Ensure a suitable pitch (about 2%)

Installation: Position the slabs with the aid of spacers or a bar so that the joints are perfectly aligned, and level the surface with the aid of a straightedge. A white rubber hammer can be used for any adjustments.

Joints: Fill the gaps between slabs with sand to prevent the risk of tripping.

INSTALLATION ON RAISED PEDESTAL SYSTEMS



Preparation: For assessments on the type of pedestal (fixed, self-levelling) and the height of the top surface, advice from an expert and/or the pedestal supplier is essential. When calculating the number of pedestals and any edge finishing accessories, bear in mind any offcuts and the size of the area for paving in relation to the installation module.

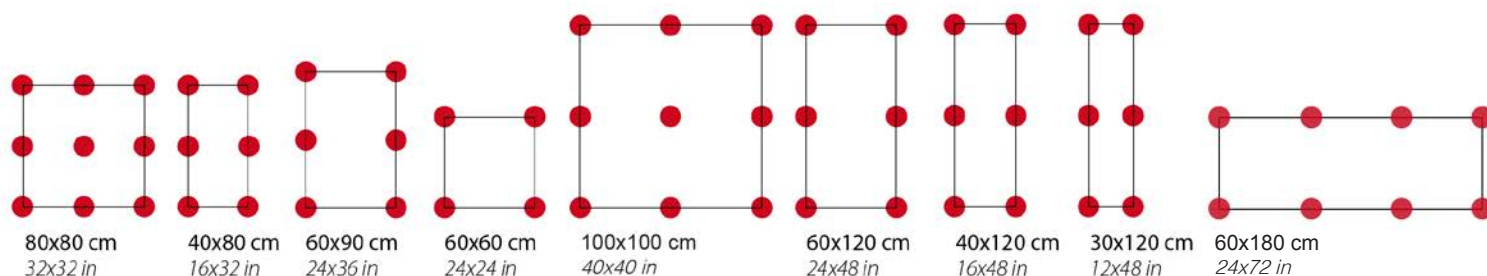
Substrate: The substrate must be appropriately waterproofed and have a suitable pitch (1.5-2%) and systems for water drainage. The surface must have the strength required to support the concentrated load applied by the pedestals.

Installation: Position the pedestals in accordance with the optimal installation grid, taking care to adapt the module to the area for paving and avoid perimeter offcuts of less than 4 inches.

Joints: Pedestals should be arranged with the aid of a spacer which leaves a joint of 1/4 inch between tiles. The open gap created allows rainwater to drain into the cavity underneath.

Caution: risk of breakage. In the event of a heavy item falling on a slab resting on pedestals, the concentrated impact of the object falling from some height could cause it to break, with a potential risk for anyone in the vicinity. Caution: risk of lifting. When outdoor patio coverings and pavings are installed without glue or fasteners, strong winds may lift and move the slabs, with the risk of personal injury or damage to property. Mountain Hardscaping urges customers to check the installation method, specific weather conditions and local regulations with a qualified professional and adopt solutions which avoid all risks.

For a correct installation, for non-vehicular usage, place the pedestals as follows:



Scan QR Codes below to download literature on products you may need to complete the job!



Polymeric Sand



Profilitec Raised Pedestal systems



Dakota Pedestal Systems



MOUNTAIN HARDSCAPING

AUTHORIZED DEALER:



Front Cover: Travstone Collection in Silver
Back Cover: Moody Wood Collection in Honey

